



Cat Care Basics

THE HUMANE SOCIETY
OF THE UNITED STATES.

Table of Contents

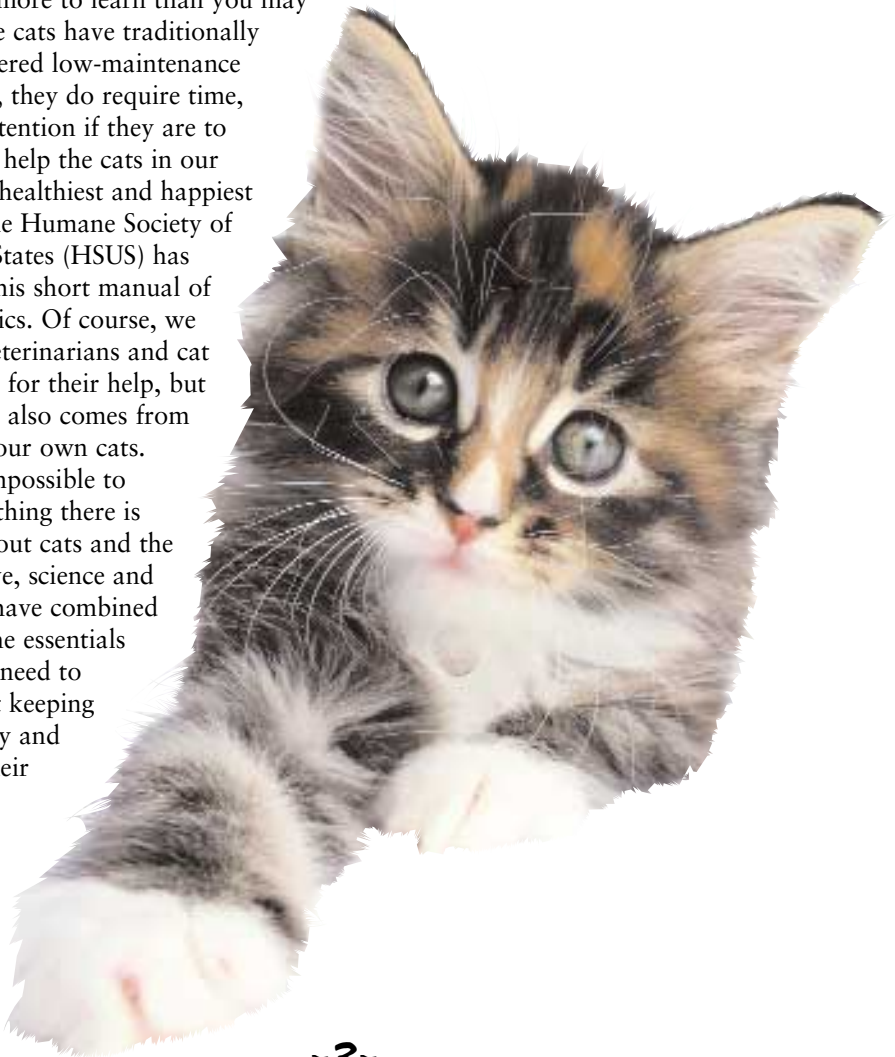
	Introduction	3
1	Adopting Your Cat	4
	<i>Are You Ready for a Cat?</i>	4
	<i>How to Adopt a Cat</i>	4
	<i>What Every House Should Have</i>	5
	<i>Naming Your Cat</i>	7
	<i>Cat-Proofing Your Home</i>	8
	<i>Introducing Your New Cat</i>	9
	<i>Poisonous Plants</i>	9
	<i>How Many Cats Are Too Many?</i>	10
	<i>Favorite Hiding Places</i>	11
2	Your Cat's Health and Safety	12
	<i>How to Have a Healthy Cat</i>	12
	<i>Keeping Your Cat Safe</i>	12
	<i>Creating a Stimulating Environment</i>	13
	<i>Fences for Cats</i>	13
	<i>Bringing an Outside Cat In</i>	14
	<i>Spaying or Neutering Your Cat</i>	16
	<i>Feeding Your Cat</i>	17
	<i>Overall Health</i>	17
	<i>Disease Prevention</i>	19
	<i>Selecting a Veterinarian</i>	19
	<i>Common Health Problems</i>	21
	<i>How to Pick Up a Cat</i>	21
	<i>Detecting Illnesses</i>	23
	<i>When You Travel</i>	23
	<i>Your Cat's First Aid Kit</i>	24
3	You and Your Cat	25
	<i>Getting to Know You</i>	25
	<i>The Power of Touch</i>	27
	More Information on Cat Care	28
	Membership Information	31

Introduction

YOUR LIFE IS ABOUT TO CHANGE. WHETHER YOU ARE JUST thinking of adopting your first cat—or you already have one happily in residence and are considering adding another—it is important to remember that once you have invited a cat or two into your life and home, very little will be the same. Every cat has his or her own unique personality. Your new companion may be aloof and mysterious, a gregarious clown, suspicious, matronly, or a constant kitten.

As with every new friendship, the joy of this relationship will be in the discovery, and you will learn as much about yourself as you learn about your new companion.

There is more to learn than you may think. While cats have traditionally been considered low-maintenance pets, in fact, they do require time, love, and attention if they are to flourish. To help the cats in our lives be the healthiest and happiest possible, The Humane Society of the United States (HSUS) has developed this short manual of cat care basics. Of course, we turned to veterinarians and cat care experts for their help, but our wisdom also comes from living with our own cats. While it's impossible to know everything there is to know about cats and the way they live, science and experience have combined to give us the essentials of what we need to know about keeping them healthy and happy all their days.



1 Adopting Your Cat

Are You Ready for a Cat?



ARE YOU READY TO SHARE YOUR LIFE WITH A CAT?

To adopt a cat is to make a commitment for the animal's lifetime. Properly cared for, a cat can live as long as 20 or even 25 years. Do you have the time to commit to your pet? Cats may have a reputation for being independent, but the truth is that they get lonely and bored when left alone all day and all night. If you have young children, are the children sufficiently supervised so that they and the cat can play together happily and safely?

When you adopt a cat, you also make a financial commitment: Each year, you will be responsible for veterinary care, food, pet sitting, and other expenses. There is no way to economize significantly on cat care basics. Quality cat food should not be replaced with table scraps. Veterinary attention and vaccinations must be kept current if your cat is to have a long, healthy, and happy life.

Is your home situation relatively stable? Cats, especially new arrivals, appreciate a stable routine at home. If your family is in a period of crisis, it would be wiser and kinder to wait until your problems are resolved before bringing home a

new pet. Can you provide a secure home? While most cats adjust to changing homes as long as they have their people and familiar household items as reference points, if you have a career that calls for international postings, you may be faced with the wrenching choice of leaving your pet behind with friends for a few years or subjecting her to extended kennel stays in order to satisfy local quarantine laws.

Similarly, if you live in a rental property, have you gotten your landlord's advance written permission to have a cat? Keep in mind that finding pet-friendly rental housing can be quite a challenge if you ever have to move, particularly in areas with tight rental housing markets. You need to be committed to going the extra mile to find a new home where your companion is as welcome as you are.

For more information on renting with a cat, order our *13 Steps to Finding Rental Housing That Accepts Pets* (see page 28) or visit www.rentwithpets.org.

How to Adopt a Cat

THE BEST SOURCE OF CATS IS YOUR COMMUNITY ANIMAL SHELTER. The chances are good that the shelter may have some background information on the kitten or cat you select. And if you are considering a pair of cats (to keep each other



company while you are away from home), you probably will be able to find two compatible cats or littermates there—although there is no guarantee that littermates will remain compatible as they mature.

Your local animal shelter can also help you find a pet whose personality is suited to yours and offer counseling to help you set up your household to welcome the newcomer. A shelter adoption counselor can answer your questions about taking care of your new pet.

Most importantly, your local animal shelter may be able to help arrange a spay or neuter procedure for your new cat. This is essential: a single pair of cats and their offspring can produce as many as 420,000 kittens over a seven-year span. Shelters must humanely end the lives of millions of cats each year because of the lack of lifelong, responsible homes. In addition, untold numbers of cats experience terrible suffering, cruelty, and death on the streets. Avoid adding to this tragic surplus by ensuring that your cat is sterilized.

Spaying and neutering have many health benefits for your cat (see page 16). Take advantage of the spaying and neutering services your shelter offers or recommends. You'll be glad you did.



What Every House Should Have

OUTFITTING A HOUSE FOR A NEW CAT ISN'T NEARLY AS COMPLICATED as it may seem. Just a little advance thought will help make the newcomer feel at home and welcome in strange new surroundings.

Every cat household needs the following:

- **LITTER BOX AND LITTER.** The litter box should be shallow enough for the cat to jump into easily, but the sides should be high enough to contain scattered litter as the cat scratches in it. Some litter boxes even have high-domed lids on them for this purpose; before you buy such a box for your cat, however, be aware that some cats do not adapt well to them. Be sure to remember to clean the box, too, since the lid will prevent you from seeing inside it.



You probably won't have to worry about training your cat to use the litter box, but you will need to show your cat where to find it. Cats are fastidious and have a keen sense of smell. It is imperative that you scoop the box daily.

Never place a litter box close to where the cat is fed, because cats believe these two duties are quite separate, and they may choose to do one or the other elsewhere. Many people put the litter box in the bathroom, away from high-traffic areas—although the location should generally not be so remote (for example, the basement) that it is inconvenient for the cat as well as her caregiver.

In multiple-cat households, it is important to provide enough litter boxes and that all the cats have equal access to them. Occasionally, a more dominant cat may become territorial and try to keep another cat or cats from using the litter boxes. If that happens, you may want to move one or more of the boxes to another location in the house. Just be sure to show your cats where the litter boxes are located.

● **CAT DISHES.** Each cat should have his or her own food and water dishes. These must be shallow; cats like to keep their faces and whiskers clean while they eat. Choose a stainless steel, ceramic, or glass variety; plastic is hard to clean and disinfect.




● **GROOMING TOOLS.** Although cats groom themselves, they generally love to be brushed and combed. Longhaired cats must be brushed at least weekly to prevent their hair from matting. Even shorthaired cats enjoy the attention and the stimulation of being personally attended to. Use a daily brushing ritual to keep an eye on your cat's overall condition. Check for lumps, fleas, clean eyes and ears, and healthy skin and fur. Some rubber brushes have special teeth that dig down and remove loose dander and dead skin cells. Fine-toothed metal combs are designed to extract fleas from the coat.



● **NAIL CLIPPERS.** You can buy specially designed clippers for cats or use human-nail clippers. Have your veterinarian or a groomer show you how to clip your cat's claws. It's not difficult and should be done every few weeks as needed.



● **A SCRATCHING POST.** Cats can be easily trained to scratch on a scratching post instead of the sofa arm or mahogany table leg. The scratching post should be tall, untipable, and covered in sisal rope or the webbed reverse side of carpet (a fireplace log is also a good alternative). Do not cover the post with the same kind of upholstery or carpeting fabric that you are trying to protect in your home. That will only confuse your cat. If your cat prefers scratching horizontal surfaces, provide an acceptable option.





● **AN INVITING BED.** Cats will sleep where they want, which is usually with you. If you do not want your cat in bed with you at night, you must provide a more appealing option, such as a soft pillow or an inviting old comforter. Anything soft and warm, especially if it has your scent on it, can attract your cat. But let your cat discover it; a cat who is forced to lie down

on a restricted spot will summarily reject that spot. And consider rethinking your policy against animals in bed. A purring companion at your feet is a better sleeping aid than anything you can find in a drugstore.

● **TOYS.** Many common household items make great cat toys. Plastic shower curtain rings and Ping-Pong balls are fun to chase. You can make a “mouse house” by cutting a hole in the bottom and the side of a paper bag; flick a wad of paper



inside the bag and watch your cat ingeniously fish it out. If you rotate your cat’s toys, you’ll keep his interest level high each time he encounters his “new toy.”

Avoid string, ribbon, or rolls of yarn. Cats’ barbed tongues make it



difficult for them to spit anything out once they begin to swallow it. Besides the potential for choking, string can cause serious problems if ingested.

When buying commercial cat toys, pick a toy that you could give to an infant. There should be no parts that can come off and be swallowed. Keep small children’s toys away from cats.

Naming Your Cat

YOU WILL WANT TO PICK JUST THE right name for your new feline family member. If you adopt an adult cat, he will probably have a name, and you won’t want to change it. It can be difficult for a mature cat to adjust to a new name. But if you don’t know your cat’s name and you’re stumped about naming him, you can let your cat choose. Write several names on slips of paper, crumple them up, and toss them in front of your cat. Whichever one he finds most tantalizing can be the name to keep.

Cat-Proofing Your Home

- **REMOVE TABLECLOTHS FROM UNATTENDED TABLES.** New kittens will be especially curious about what's up on the table and will try to use the tablecloth to climb up. The result could be broken china and crystal and an emergency trip to the veterinarian.
- **UNPLUG DANGLING CORDS.** Some cats like to chew on cords. Until you know for a fact that your cat isn't one of them, it's best not to risk electric shock. Also be alert to potential fire hazards—lamps can tip over while you are out of the room, causing the shade to ignite and start a fire.
- **COVER GARBAGE DISPOSAL SWITCHES.** As natural climbers, cats usually find their way to the kitchen sink sooner or later. Many have been known to play with electric switches such as the one for a garbage disposal. Special covers are available at hardware stores to help avoid disaster.
- **KEEP DRAPERY CORDS OUT OF REACH.** It's a good idea to use childproofing devices to wind up dangling cords—cats can strangle themselves by catching their necks in the loops.
- **CLOSE THE DRYER DOOR.** Cats love to explore, especially dark, quiet places. Always check inside large appliances before closing their doors to make sure your cat is not inside. Many cats find clothes dryers appealing and may sneak inside them between drying cycles.
- **MAKE SURE YOUR SCREEN DOOR HAS A SECURING LATCH.** Cats are safer indoors; they are not safe outdoors. Make sure the screens are secure on all doors and windows. Don't run the risk that your cat could slip out unnoticed.
- **PACK AWAY PRECIOUS BREAKABLES.** Cats in a new home will explore. They will jump on tables, cabinets, sideboards, and bookshelves to investigate their strange domain, and they may accidentally knock over or break fragile items and knickknacks. Cats also love to ease objects off shelves and tables with their paws and watch them fall to the floor.
- **COVER YOUR FURNITURE.** If you don't want cat hair on your upholstery, put an old sheet on your most enticing sofas and chairs. That way your cat can enjoy the furniture along with you without shedding fur all over it. Simply remove the sheet when guests arrive.





Introducing Your New Cat

WHEN YOU INTRODUCE A NEW CAT INTO YOUR HOUSE, SHE MAY BE skittish and uncertain. Many cats will want to hide, possibly for days. This is perfectly normal and is not a cause for worry—unless your cat seems unwell or isn't eating, drinking, or using the litter box.

If possible, for the first two or three days at home, put the cat, along with the litter box and food and water bowls, in a room or two that can be closed off from the rest of the house. Make sure the litter box is as far away from the food and water as possible. As you speak gently to the new arrival, reassuring him that there is no need to come out until he is perfectly ready, your cat will quickly gain confidence and begin to feel more comfortable. Let your cat explore at his own pace, but keep the litter box and food bowls in the same rooms for a few days longer, so that your cat has a safe place to retreat when feeling overwhelmed by new experiences.

If there are children in the household, they will be tremendously excited about

Poisonous Plants

CATS LIKE TO CHEW ON GRASS AND LEAVES, BUT MANY common house and garden plants are irritating or poisonous to cats and can cause severe illness or even death. Here are a few examples of common hazardous house and garden plants:

- Calla lily
- Christmas cactus
- Daffodil
- Day lily
- Dumb cane (dieffenbachia)
- Easter lily
- English holly
- English ivy
- Foxglove
- Hibiscus
- Hosta
- Hydrangea
- Iris
- Larkspur
- Lily of the valley
- Mistletoe
- Oleander
- Philodendron
- Poinsettia
- Tulip



You can get a more complete list from your veterinarian. Always check a new plant's toxicity before bringing it into the house.

Scan your house and garage for other toxic substances that might threaten your new pet. These include rat poison, household cleaners, and antifreeze.

Ethylene glycol-based antifreeze is a leading cause of poisoning deaths for both pets and wildlife. The HSUS recommends antifreeze made with propylene glycol, which is much less toxic.

the new arrival. Firmly instruct them to be quiet and considerate of the new family member, and closely supervise their brief meetings. Forcing the cat to socialize too soon will only slow down the trust-building process. Reassure the children that the cat will come out as soon as he is ready.

If you already have a cat or cats, keep them separate from the newcomer for at least two weeks. This will give all of the cats time to become accustomed to one another's smell and presence without the risk of physical confrontation. Introduce them in one or two brief (15 minute) meetings a day, gradually working up to longer periods. It may take some time for your cats to establish their relationship, but they will work it out. While some may become best buddies, others may only tolerate each other. Be sure to give all of your cats plenty of love and attention during this adjustment time.

Important note: To protect any cats already in residence, have your veterinarian check your new cat for anything infectious before you bring him home.

If you have a dog, try to determine before you bring a new cat home whether

your dog will get along with a cat. Perhaps a friend would let your dog meet her cat. When you introduce a new cat to your dog, use the tactics recommended for introducing cats; be sure, however, to control your dog using a tightly held leash when he first meets the cat. Let them get acquainted gradually under close supervision. Make sure the cat has a safe place to retreat to if needed. Don't let your dog chase your cat, even in play. Lavish love and attention on your dog to allay his anxieties about the newcomer.



How Many Cats Are Too Many?

SOLITARY CATS WHO RECEIVE PLENTY OF HUMAN attention are generally happy, and some cats prefer to be the only cat in a household. But many cats who live with busy people will welcome another cat into the household as company. Cats are not naturally pack animals, but two or more cats can live together in harmony. If you have your heart set on a multiple-cat household, introduce each new cat slowly and be alert to indications from your cats that they may have reached their limit. Set realistic limits for yourself, too; you don't want the quality of care you give to each individual cat to decrease as a result of taking on too many.





Favorite Hiding Places

THE BEST WAY TO FIND A HIDING CAT is to ask yourself this question: “If I were a cat, where would I hide?”

- Under the skirt flap of an upholstered chair
- Behind the bathtub
- In a drawer
- Under the bed
- Behind the drapes
- On top of the kitchen cupboards
- In the fireplace
- Behind books
- Behind the ironing board
- In a laundry basket
- In a torn mattress lining
- Behind an open door
- In the folds of a lumpy comforter

A cat will hide for all sorts of reasons, whether it's the sudden appearance of the cat carrier (indicating an upcoming car trip) or the frightening noise of the vacuum cleaner. Some cats do not feel sociable when company comes over (human or animal). Unless you are in a hurry to make that veterinarian appointment on time or to catch that flight, leave your cat alone for a little while. She will probably come out later when feeling more sociable. However, seek out your cat if she misses the next meal or will not come out of her hiding place. It could be an indication of illness.



2 Your Cat's Health and Safety

How to Have a Healthy Cat

YOUR CAT LOOKS TO YOU FOR EVERYTHING: LOVE, WARMTH, FOOD, comfort, and protection. Your cat also relies on you to make sure that she stays healthy, fit, well nourished, and safe all the days of her life. This doesn't have to be an overwhelming responsibility—it's fairly easy if you follow these simple guidelines.

Keeping Your Cat Safe

DON'T BE TEMPTED BY THE IDEA OF A WANDERING, FREE-SPIRITED cat to let your cat roam freely outdoors. The HSUS estimates that the average life span of a cat who lives his or her life outdoors is less than three years. Even indoor-outdoor cats—those who roam outdoors occasionally but spend much of their time inside—face far shorter life spans on average than their safely confined counterparts.



Most veterinarians treat the consequences of cats allowed outdoors unsupervised. In fact, according to a survey by The HSUS, two out of three veterinarians recommend keeping cats indoors, most often citing dangers from vehicles and disease. Other outdoor hazards include poisons, abuse from angry neighbors or disturbed people, extreme weather, fleas and other parasites, and even theft (for example, individuals take cats to sell for experimentation). Furthermore, cats who go outside

can do serious damage to already struggling wildlife populations. Although there is no natural need for your cat to hunt, all cats retain their hunting instincts.

Fortunately, the grief of saying goodbye to a beloved companion who has been hit by a car, lapped up spilled antifreeze, or met some other bad fate can be avoided. All you have to do is keep your cat safely confined. You'll join millions of cat caregivers who have already discovered how.

Some people believe that confining a cat to the indoors is less kind to the cat than allowing her to explore the outdoors, despite the dangers. But cats can and do live fulfilling, healthy, and interesting lives inside. And keeping your cat safe does not mean that she can never go outside. There are products available that will let your cat experience the great outdoors safely—such as harnesses and special cat enclosures, which are perfect for backyards (see page 13).



Creating a Stimulating Environment

CLIMBING A TREE, BASKING IN THE SUN, AND CHASING PREY ARE activities that all cats enjoy while outside. With little effort, you can provide these activities indoors for your cat and keep your cat safe at the same time.

There are many ready-made cat trees available, and you can make your own. A cat tree may stretch from floor to ceiling or be shorter. It provides great climbing opportunities and, in multiple-cat households, it creates more play and rest areas for cats by taking advantage of vertical space. Cat trees (often called "kitty condos") come with many accessories: shelves for watching "kitty TV" (birds at the feeder), baskets for catnapping in the sun, tunnels for hiding, dangling toys for attacking, and covered parts for scratching.



Window perches placed in a sunny window are another great way to bring the outdoors inside. Another option is an enclosure that sits in a window (much like an air conditioning unit) and provides a secure space in which your kitty can hang out. Larger options are available that attach to the side of a house or ground floor apartment patio. It's best to

Fences for Cats

SEVERAL COMPANIES MANUFACTURE ready-made cat confinement systems that enable your feline to experience the great outdoors yet remain safe. Other companies and organizations have developed similar plans for do-it-yourselfers. Here's a sampling.

ALLEY CAT ALLIES DO-IT-YOURSELF CAT FENCE

www.alleycat.org/ic_fs_fence.html

CAT FENCE-IN™
1-888-738-9099

www.catfencein.com

C&D PET PRODUCTS CAT ENCLOSURE KIT
1-888-554-7387

www.cdpets.com/enclosure.html

HABIKAT
1-888-904-8425
www.habikat.com



Cats cannot climb over fences like this one from Cat Fence-In.

JUST 4 CATS SAFE CAT OUTDOOR ENCLOSURE PLANS

www.just4cats.com

KITTYVIEW
1-877-548-8988
www.kittyview.com

PET PATIO™
1-877-738-7284

allow your cat access to these when someone is home to supervise. And if you already have a sunroom, why not share part of it with your cat? Place cat trees and shelves in strategic places for your cat to enjoy.

If you still want to allow your cat outside in the privacy of your backyard, you can purchase or build a specially designed fence or enclosure that will prevent your cat from leaving the yard (see page 13). However, a fence may not prevent animals from entering your yard and, therefore, you should always be present when you allow your cat this opportunity. And be sure to cat-proof the yard by checking that the fence has no escape routes and by making toxic plants, garden chemicals, and other dangerous objects inaccessible.

If you live in a peaceful neighborhood where you can walk without encountering loose dogs, you might consider buying a special cat harness and training your cat to

Bringing an Outside Cat In

MOST CATS WHO ARE KEPT INDOORS FROM KITTENHOOD SHOW no inclination to go outdoors. In fact, they may become frightened if they accidentally wander out the door.

But what if your cat is already used to being allowed outside? Transforming a free-roaming cat into a safe cat can be done, but it does require planning, persistence, and patience. The key is to make the change from outdoors to indoors gradually until the new way of life becomes routine. Many cats will adjust with minimal effort while others will be miserable—and let you know it. They may scratch at doors, claw at windows, yowl, and try to dash through open doors.

If your cat has never used a scratching post or a litter box, introduce both items well in advance of transitioning your cat to a life inside. If you're feeding your cat outdoors, begin feeding him indoors. Then, instead of letting the cat back outside as soon as he's finished eating, keep him inside for gradually longer periods of time.

Other members of the household may have to be “retrained” to close doors quickly and provide more stimulation for their feline friend. Playing with the cat is a great way to keep both his mind and his body in shape. Some former free-roamers will appreciate your providing “kitty greens” for them to munch on instead of your houseplants: Try planting grass, alfalfa, catnip, wheat, or oat grass (sold in pet supply stores) in indoor pots for this purpose.

If you live in a climate that has cold winters, that season may be the perfect time to help your cat make the transition to a life indoors. Your cat is likely to appreciate a warm, dry bed in which to snuggle. After the weather warms up and you've checked that screens are secure, open the window and let your cat feel and sniff the fresh air. Or, if your cat is docile enough, take him outside in your arms or on a leash attached to a harness.



walk on a leash. This training takes time and patience on the part of both you and your cat, and it is easiest when your cat is young. Some cats can even be trained to sit on your lap while you are on the deck or patio or harnessed and tied to a stationary object to enjoy the outdoors while you are gardening nearby.

Even cats who are protected from roaming free should still be outfitted with a collar and visible identification. The occasional open window (make sure your windows have secure screens) or door offers a tempting opportunity for your cat to explore the outdoors. And your cat may become frightened and make her way outside if strangers come to work on your house or if there is a fire or similar disaster. A collar and visible ID could help someone get



If you're having trouble slowly transitioning your cat to a happy life indoors, it may be better to go "cold turkey." Letting your cat outdoors occasionally may only reinforce his pestering behaviors. Your veterinarian may prescribe short-term drug or homeopathic therapy to help your cat through the transition period.

If you have an indoor cat who is scratching your couch or not using the litter box, think twice before you put your cat outdoors. Consult your veterinarian to rule out any medical problems that could be contributing to problem behaviors. If your cat gets a clean bill of health, work with your

veterinarian, a trainer, or an animal behavior specialist who uses positive training techniques. There is always a reason, from your cat's point of view, for behavior that you consider to be inappropriate. He is not acting out of spite or revenge. Patience and persistence, not punishment, are the best ways to get your cat back to his good habits.

If allergies or pregnancy make you think about putting your cat outside or even giving up the cat, consult your physician and learn how to manage those conditions while keeping your cat safe (see the resources listed on pages 28–29).

By providing for your indoor cat's physical and emotional needs as described in this booklet, you can create a safe and stimulating environment. Although domesticated several thousand years ago, cats still retain many behaviors of their wild ancestors. These delightful behaviors can be played out in the great indoors. A paper grocery bag, a cat's vivid imagination, and your caring attitude will go a long way toward keeping you and your cat young at heart.





your pet back to you. (If you do lose your cat, contact your local animal shelter immediately to file a lost-cat report. Shelter workers can give you tips on getting your pet back home safely.)

Above all, give your cat warmth, shelter, affection, nutritious food, exercise, and interesting diversions. These feline essentials, combined with lots of playtime, will give your pet everything he needs and craves right at home.

Spaying or Neutering Your Cat

THERE ARE OVERWHELMING NUMBERS OF SURPLUS PETS, AND, tragically, each year between four and five million pets (including purebreds) must be euthanized at animal shelters. Countless others live and die on the streets, not fortunate enough to be rescued and brought to shelters. When you spay or neuter your cat, you are preventing the future births of hundreds of thousands of homeless pets. Even if you find homes for your cat's kittens from just one litter, those kittens' kittens may produce generations of homeless cats.

You are also doing the best thing for your cat's health. When a female cat is spayed (her uterus and ovaries removed), she is prevented from suffering the agonizing frustration of being in "heat," a state that typically lasts about a week or longer and cycles repetitively through the year. (It is no picnic living with a loud and unhappy cat in heat, so you are doing yourself a favor as well.) Spaying a female cat will prevent uterine or ovarian cancer and mammary tumors, especially if the spay is done before her first heat. A female cat can have this surgery done as early as eight weeks of age with no additional complications.



When a male cat is neutered (his testicles removed), he becomes less driven to roam or act aggressively toward other animals. This simple, routine surgical procedure, which can be performed when he is eight weeks of age or older, will reduce the production of certain hormones. Your cat will not be as likely to spray in the house, and his urine will not have a strong marking scent.

Spayed and neutered cats do not automatically get fat and lazy, contrary to myth. Overweight cats are overweight because they are overfed. Exercise your cat and don't overfeed him.



Feeding Your Cat

HIGH-QUALITY COMMERCIALLY PREPARED CAT FOODS HAVE BEEN scientifically developed to give your cat the correct balance of nutrients and calories. Your shelter or veterinarian will be able to recommend the best diet to keep your cat healthy. Buy the highest-quality food you can afford. Lower-quality foods may cost you less today, but they can increase your cat's chances of developing health problems in the future.

Obesity is a serious health problem in cats. Ask your veterinarian to help you determine the ideal body weight for your cat, and adjust your cat's diet to attain and maintain that weight according to your veterinarian's suggestions.

A word about food boredom: It's not uncommon for cats to tire of the same old thing day in and day out. Provide variety in the form of different flavors and textures. Always gradually introduce any new brand of food to prevent digestive upset. Never feed your cat human food such as table scraps, bones, or high-fat meats. Contrary to popular myth, milk is not necessary for cats and may cause digestive upset. Meat, however, is necessary for cats (because it produces essential metabolites); that's why placing your feline on a low-meat or no-meat diet is never recommended.

Overall Health

YOU CAN MAINTAIN YOUR CAT'S OVERALL health in two important ways: (1) schedule an annual preventive visit with your veterinarian (including an examination and any necessary vaccinations) and other visits as needed, and (2) perform weekly at-home examinations.

Do a thorough nose-to-tail checkup followed by a special treat. Be gentle and patient, and your cat will look forward to this routine. Call your veterinarian if you detect any abnormalities during these regular checks. Start with the head. Are your cat's ears clean and pink? Do they give off an unpleasant odor? Are there mites or debris appearing as a black, waxy mess inside the ears? Are the eyes bright, clear, equal in size and shape, and free of discharge? Are the gums pink and the teeth clean? Has tartar appeared along the gum line? Is your cat's breath offensive? Don't check a cat's nose to see if it's cold and damp—contrary to myth, this is not a sign of health.

Proceed to a neck-to-tail inspection. Feel your cat's body for lumps, bumps, puffiness, sores, and any irregularities. Also look for flea dirt (which resembles black pepper and turns red when wet), scratches, and parasites. Be sure to check behind the ears, between the toes, and down the entire length of the tail.



Complete your ritual with a good brushing. It's important to brush your cat daily to remove as much loose hair as possible and prevent mats from forming. Remember that you will try your cat's patience if you try to do a week's worth of brushing or combing at one sitting.

When cats groom themselves, they ingest a great deal of hair, which is often vomited out as hairballs. If your cat brings up hair, talk to your veterinarian to evaluate the situation and find out about hairball remedies.

Keeping your cat's claws clipped is an important part of grooming. If not kept at the proper length, a cat's claws can actually grow into the paw pads, so attend to the claws regularly. If you have never trimmed a cat's claws, have your veterinarian show you how. Briefly, you should snip off just the sharp tip (about an eighth of an inch) of each claw. Do not clip into the pink section of the nail, where a blood vessel and nerve endings reside. You can use a human nail clipper or buy a special one at any pet supply store.

Some people believe declawing is the only way to address inappropriate scratching. However, it can be a painful procedure for your cat and is almost always unnecessary. Cats can be easily trained to scratch only in appropriate areas, such as well-placed scratching posts. Different cats prefer different types of scratching material, so you may need to try a few different types of posts or pads until your cat finds one she likes.

All cat owners should have at least one book on cat care (recommended by their veterinarians) that includes a section on emergency first aid. Home care alone is not appropriate in most cases of serious illness or injury; there are some emergency procedures that could keep your pet relatively comfortable on the way to the veterinarian. Familiarize yourself with emergency procedures before an emergency happens, and be sure you know the location and phone number of the nearest emergency veterinary clinic.

Never give your cat any medications, including aspirin, without the advice of your veterinarian. Many common human drugs (like acetaminophen [Tylenol®]) are toxic to cats and can cause death.

Look for *The Humane Society of the United States Complete Guide to Cat Care* at your local bookstore. To order our *Pet First Aid: Cats and Dogs*, see page 28.



STEVE GROER/ROCKY MOUNTAIN NEWS





Disease Prevention

MANY DISEASES COMMON TO CATS CAN BE PREVENTED IN TWO WAYS: by keeping your cat indoors and by having your cat vaccinated according to your veterinarian's advice.

Common feline illnesses include the following:

- **UPPER RESPIRATORY INFECTION (URI).** URIs are similar in many ways to the common cold in humans and produce many of the same symptoms: sneezing, runny nose and eyes, reddened eyes, fever, and decreased appetite. However, URIs can be much more serious than common colds—they can be fatal if left untreated. These airborne viruses are highly contagious; they can be transmitted from cat to cat

Selecting a Veterinarian

YOUR VETERINARIAN IS AS IMPORTANT TO YOUR CAT'S HEALTH as your doctor is to yours. You may need to look around a bit before you find one who suits you and your cat.

The best way to find a good veterinarian is to ask people who have the same approach to cat care as you. Other cat owners and people who work at local kennels and shelters may be able to provide you with the names of reliable veterinarians. When you've collected names, call and ask if you could stop by at a convenient time, meet the veterinarian, and look at the premises. This is a reasonable request that any veterinarian should be glad to oblige.

Stick to your neighborhood or reasonably close by; this can be important, especially in emergencies. In addition to selecting a regular veterinarian, you should locate an all-hours emergency veterinary clinic. Post this number on your refrigerator or by your telephone for quick access.

Ideally, you will want a veterinarian who shares your philosophy of preventive cat care and is an active participant in meeting your cat's needs. Trust your intuition. You will probably sense when you have found the right veterinarian.



through human handling and through contact with other cats and with inanimate objects such as litter boxes, food bowls, and grooming tools. (Your cat can't give you a URI, however, and you can't give your cat a cold.) Separate any new cat from your other cats for at least two weeks until you are sure your newcomer doesn't have any symptoms of a URI.

Prevention is the best approach to URIs—have your cat vaccinated. But if your cat does come down with cold-like symptoms, contact your veterinarian right away. The veterinarian may prescribe antibiotics to prevent or treat secondary infections and give you precise care instructions. Follow them carefully and make sure your cat eats and drinks sufficiently.

● **RABIES.** All cats, even indoor cats, should be vaccinated against rabies on a regular schedule set up by a veterinarian. In many communities, you are required by law to vaccinate your cat against rabies, which is now seen more commonly in cats than in any other domestic animal. Rabies is a viral disease that is transmitted primarily through bite wounds from infected animals and attacks the nervous system. If your cat bites anyone, you may need to show proof of rabies vaccination. All mammals can carry rabies.

Rabies is a fatal illness for humans and animals. Prevent rabies through vaccination and by keeping your cat inside.

● **FELINE PANLEUKOPENIA.** Commonly known as feline distemper, this is a highly contagious viral disease that can be transmitted from cat to cat either directly or through human handling, clothing, hair, paws, food bowls, and even cat carriers. Symptoms, notably vomiting, loss of appetite, and diarrhea, come on suddenly. Discuss a vaccination schedule with your veterinarian.

● **FELINE LEUKEMIA VIRUS (FeLV).** FeLV is an infectious virus that affects the immune system and can cause several forms of cancer and other associated diseases. It is transmitted through the saliva, urine, and feces of infected cats. There is no link between feline leukemia and human forms of leukemia. There is no cure for feline leukemia.

There are blood tests to determine if your cat may be carrying the virus. Your cat should be tested after you first adopt her and also a few months later, or as instructed by your veterinarian. Your cat can (and should) be vaccinated against FeLV, but the vaccine is not 100 percent effective; only keeping your cat indoors and away from stray cats protects her completely from this disease.

● **FELINE IMMUNODEFICIENCY VIRUS (FIV).** FIV is similar to human acquired immune deficiency syndrome (AIDS), but it is not the same virus, it cannot be passed to humans, and it is not transmitted through sexual contact. This fatal virus attacks the immune system, causing a variety of symptoms. General signs can include chronic, nonresponding infections; respiratory problems; appetite loss; persistent diarrhea; and severe oral infections. FIV is passed from cat to cat primarily through bites. Talk with your veterinarian about having your cat tested



for and vaccinated against this incurable disease. To prevent your healthy cat from contracting FIV, keep her safely confined and away from free-roaming cats.

● **FELINE INFECTIOUS PERITONITIS (FIP).** FIP is another virus that is fatal to cats. FIP may cause fever, lethargy, vomiting, diarrhea, and loss of appetite. There is no effective treatment for FIP. The best prevention is to keep your cat indoors, up-to-date on vaccines, and away from free-roaming animals.

Common Health Problems

● **FLEAS.** Fleas can easily invade your home, particularly if you have a dog or if you let your cat outside. Fleas can cause such health problems in cats as anemia, allergies, skin infections, and tapeworms.

There is a vast array of flea-fighting products that are highly effective and safe; consult your veterinarian for advice on products to use and an ongoing flea-control plan. Avoid using pesticides and over-the-counter flea remedies—they are unnecessary given today's arsenal of safer, veterinarian-prescribed products—and never use flea products on your cat that are intended for use on dogs because such products can kill your cat. Flea collars are not effective against fleas and can even irritate your cat's skin.

● **TAPEWORMS.** These internal parasites are picked up by ingesting rodents or raw meat or fish or from adult fleas that are carriers. Tapeworms are passed through the cat's feces. Often you can spot tapeworm segments in your cat's stool or under her

How to Pick Up a Cat

INVITE THE CAT TO INVESTIGATE YOUR hand. Scratch the cat between the ears and across the cheekbones.

Approaching the cat from the side (most cats don't like to be approached from the front), put one hand firmly under the armpits of the front legs, and lift. As soon as the hind legs start to leave the ground, scoop them up from beneath with your other hand, giving your cat a sense of reliable support.

Don't pick up a cat by the scruff of the neck. Only mother cats can do that safely with their kittens. Veterinarians may at times need to restrain your cat by scruffing him, but they are trained to do so safely and humanely.



tail—they look like small grains of rice. If you see signs of tapeworms, bring a fecal sample to your veterinarian to get worming medication for your cat. You may need to start a flea-control program at the same time. Never use over-the-counter worming products. These are usually ineffective and can cause unwanted side effects in your cat.

● **COCCIDIA.** These internal parasites are picked up from the infected feces of other animals. Symptoms can be nonexistent or quite serious; they include mild to severe diarrhea, weakness, depression, loss of appetite, and weight loss. Your veterinarian will need a fresh fecal sample to diagnose the problem and prescribe medication for these parasites.

● **ROUNDWORMS, HOOKWORMS, AND WHIPWORMS.** These internal parasites cause symptoms such as vomiting, diarrhea, a potbelly, and a dull coat. The symptoms become more serious and debilitating if your cat's condition is left untreated. Your veterinarian can diagnose these parasites by examining a fecal sample under a microscope. The various treatments may involve several doses before they are eliminated.

● **EAR MITES.** If you spot a dark, waxy buildup in your cat's ears, he may have ear mites, which are microscopic parasites. These crab-like creatures itch like crazy, and in a futile attempt to scratch that itch, cats will shake their heads or paw at their ears, sometimes scratching them raw. Left untreated, ear mites can cause deafness. Prescription ear treatments are available to eliminate them. Let your veterinarian know if you have more than one pet, because the ear mites will simply move to the next untreated animal.

● **TOXOPLASMA GONDII.** This small parasite may be of concern to humans as well as cats, especially people with compromised immune systems. Toxoplasmosis has traditionally been a reason for pregnant women to think they must give up their pets, but this is not necessary. Safe handling of food and water and precautions when cleaning the litter box can easily prevent the transmission of this parasite; that's why it's best for pregnant women to assign someone else the responsibility for cleaning the litter box. The majority of toxoplasmosis infections in humans have been the result of ingesting raw or undercooked meat. Cats become infested with this parasite through eating raw prey but only pass contagious feces for approximately two weeks (and the feces themselves are only infective after 24 hours have passed). To prevent infection, keep your cat safely confined and feed him commercial cat food.

● **URINARY PROBLEMS.** With all cats, and especially males, be alert for any signs of painful urination, straining to urinate, or blood in the urine. These symptoms can indicate a condition that is very serious. If a cat becomes "blocked" (unable to urinate), he could die within hours. If any of these signs appear, immediate veterinary attention is necessary. As a preventive measure, talk to your veterinarian about your cat's diet and other factors that relate to urinary problems.



Detecting Illnesses

UNFORTUNATELY, CATS CAN'T TELL US WHERE OR WHEN IT HURTS. Some symptoms and behaviors are obvious, like diarrhea, vomiting, coughing, sneezing, runny nose or eyes, and trouble using the litter box. Cats are notorious for hiding signs of illness, so take note of other, more subtle physical and behavioral signs that may suggest a visit to the veterinarian might be in order. If your cat does any of the following, contact your veterinarian:

- Misses more than one meal
- Shows a sudden change in eating habits
- Stops using the litter box
- Has a distant, depressed look in her eyes
- Develops puffiness or a lump under the skin
- Hides for more than a day
- Becomes suddenly short-tempered or intolerant of attention
- Shakes her head frequently
- Changes her routine or loses interest in favorite games
- Stops grooming
- Loses weight, unless she is under a supervised weight reduction plan

When You Travel

THE ADVISABILITY OF TAKING YOUR CAT WITH YOU WHEN YOU TRAVEL depends on your cat. Some cats love car travel and would much rather travel with their people than be left behind. Some cats don't mind a stay at a kennel. But the majority of cats are most comfortable with familiar smells and familiar blankets and upholstery. You can probably find a reputable professional pet-sitting service to provide in-home care. You could ask a reliable neighbor or friend to drop in and visit, too. Never leave your cat alone for a few days with just food and water; she needs to be checked on regularly.

If you are traveling by car and you decide to take your cat with you, call ahead to be sure she will be welcome at your destination. Many hotels allow pets; you just have to locate them. Take time in



advance to help your cat become accustomed to a carrier. Pack your cat's bag—litter and box, food, water, bowls, medication, and a comfy blanket. Of course, your cat must always be wearing a collar and identification; be sure to purchase a temporary identification tag to use while you are away from home. Whenever in the car or outside, your cat should be in a carrier.

Air travel is risky for pets. The cargo area of planes usually offers limited heat and ventilation. You have no way of knowing how baggage handlers will treat the carrier containing your pet. The airlines themselves have widely varying attitudes concerning their responsibility to make sure your cat arrives as safely as you do. If possible, take your cat on board with you—cats are almost always permitted to sit with you if you have a cat carrier that fits under your seat. However, you must call each individual airline to see what restrictions apply.

Sometimes you have no choice but to fly your pet in the cargo compartment, but there are many things you can do to reduce the risk your cat faces. Contact your veterinarian, local animal shelter, or The HSUS for more details. Pick an airline that can offer you convincing proof of its concern for and safe handling of pets.

Your Cat's First Aid Kit

- A good pet first aid book (see page 28 to order one from The HSUS)
- Phone numbers:
 - Veterinarian
 - The nearest emergency veterinary clinic
 - A poison-control center or hotline
- Paperwork:
 - Proof of rabies vaccination status
 - Copies of other important medical records
- Rectal thermometer (your cat's temperature should not rise above 103°F or fall below 100°F)
- Sterile gauze rolls and pads for bandages
- Adhesive tape
- Hydrogen peroxide
- Tweezers
- Petroleum jelly
- Antiseptic lotion, powder, or spray
- A pillowcase to confine your cat for treatment
- A carrier
- Cotton balls or swabs
- Splints and tongue depressors
- Towels
- A muzzle or strips of cotton to prevent biting
- Penlight or flashlight
- Scissors
- Needle-nosed pliers
- Ice pack
- Plastic eyedropper or syringe
- Sterile saline solution
- Latex gloves
- Ear-cleaning solution
- Nail clippers



3 You and Your Cat

Getting to Know You

THE TIME YOU TAKE TO GET TO KNOW YOUR CAT WILL REWARD YOU with a precious relationship full of understanding that breaks the species barrier. And every cat you love throughout your life will carve his own place in your heart.

While every cat is different, there is still a common code of expression—a set of signals—that you can learn to read easily. Pay attention to the look in the eyes, the tone of the voice, and the position of the ears. Cat body language is largely universal, with some variations from cat to cat. And there are other ways to bridge the gap between human and feline understanding.

For instance, you can talk to your cat. Some people feel silly speaking to cats because they think animals can't understand them. These same people may feel comfortable carrying on long one-sided conversations with infants. Cats do receive information from your conversation: praise, comfort, and a sense of security.



You can get information, too. The more cats are spoken to, the more they will speak back. You will learn a lot from your cat's wide vocabulary of chirps and meows. You will know when it is time to get up (at least in your cat's opinion), when your cat is feeling affectionate, or when your cat is feeling threatened or is in pain. Your cat doesn't necessarily have something urgent to tell you; a passing meow in the hallway may be a simple hello.



You can also tell a great deal about what cats want or how they are feeling simply by the look in their eyes or their reaction to things. Are your cat's ears twitching in your direction like satellite dishes when you are speaking? He is absorbing everything you are saying. Does your cat's back rise up to meet your hand when you pet him? This means your cat is enjoying this contact with you. Does his back seem to collapse away under your slightest touch? Your cat is on his way somewhere and doesn't want to be held up, even by a favorite person.

If your cat crouches low to the ground, she is feeling uneasy. If your cat stands on her toes, you are probably being asked to pick her up. Raised hair on the back and a puffed-



out tail are universal signs of hostility or defensiveness. But what does a rapidly quivering tail mean? That is the greatest expression of adoration any cat can bestow upon a human. But a thrashing tail shows the mood has shifted to intense agitation.

Most kittens are eager to learn how to please you. You can easily correct behavior in a young cat with a gentle but firm tone and a demonstration of the proper way to do things. Praise your kitten when you point out the litter box and scratching post.

Depending upon how happy and peaceful their former lives were, older cats may be a little more difficult to

teach, but they are well worth the effort. Patience and kindness should help maintain most ground rules. Hitting your pet is cruel and accomplishes nothing—it will only teach your cat to be afraid of you. A good discipline tool is a spray bottle filled with water. Catch the cat in the act of scratching the sofa or jumping on the sink and spritz the culprit with a gentle spray of water. (Your cat will associate the behavior with the unpleasant experience of water, but will not associate you with the unpleasant experience.) Then be sure to offer your cat an acceptable outlet for his behavior, and praise him when he does the right thing.

Cats are not spiteful creatures—that's one of the most refreshing things about them. Contrary to popular assumption, a cat who has a lapse in remembering ground rules or stops using the litter box is not trying to get even with or punish her owner. Your cat may be feeling out of balance, and these signs should alert you that she may be unwell or that something else is amiss. There probably is a good reason for this behavior, and it's up to you to figure out what it is.

A cat who stops using the litter box, for example, may be getting a bladder infection. The cat may associate the litter pan with the pain felt upon urinating and avoid using the litter, or the cat may not like the brand of litter you've started using, or the cat may not feel comfortable using the box where it is kept. Other things that may disturb your cat may have to do with your behavior: Have you changed your routine or are you under stress or feeling sad? Cats' behavior may alter with any alteration in their routine or environment, such as a new cat or a new home. If abnormal behavior persists, have your veterinarian check your cat for any medical problems. If no medical problems exist, your veterinarian may suggest an animal behavior specialist.



The Power of Touch

TOUCH IS ONE OF YOUR MOST IMPORTANT COMMUNICATION TOOLS. While every cat has a different set of purr-zones, there are a few spots on which most cats enjoy being petted. Gently scratch the skin at the top of the head between the ears, or gently twist and pull the ears. Be very careful not to hurt the cat or pull too hard. Ear-oriented cats also like to have a knuckle lightly rubbed inside their ears. Scratch backwards along the cheeks from the whiskers toward the tail, or try scratching under the jaw and along the neck. Cats have been known to fall over with pleasure when you scratch under their collars.

Like humans, cats enjoy a good rubbing under the forelegs and around the shoulder blades. Many cats like to have their backs scratched and even to have their fur brushed backwards briefly. Use some enthusiasm while scratching the base of your cat's tail. It can make the cat feel great, and it's a good way to detect the presence of fleas. Don't overdo it, though—too much of a good thing in this area can overstimulate a cat and cause him to want to bite.

A loving touch is, at times, the most important connection we have with our companion animals. Spending time together, curled up on the couch or in a favorite chair, is a great way to end the day.



More Information on Cat Care



HERE ARE ADDITIONAL MATERIALS FROM THE HSUS on caring for your cat and related topics.

Pets for Life® Campaign Website

For free information on a wide variety of cat care and other pet care topics, visit www.petsforlife.org. You'll find detailed information on everything from solving litter box issues to caring for cats if you're allergic or pregnant. The HSUS Pets for Life campaign seeks to keep pets with their people by helping those people meet the common challenges of caring for pets. This website should be your first stop for detailed help on most of the issues you will face as a pet caregiver. Free at www.petsforlife.org.

Rent with Pets Website

For free information on pet-friendly rental housing, visit our online resource for pet owners and rental managers at www.rentwithpets.org. The website offers tips on moving with pets, sample letters of reference for landlords, and loads of links to websites listing pet-friendly apartments. Free at www.rentwithpets.org.

13 Steps to Finding Rental Housing That Accepts Pets: A Guide for Pet Owners

This booklet has information that will help pet owners conduct a successful search for pet-friendly rental housing, move their pets safely, and help their companion animals settle comfortably into their new homes (11 pages).

PM2274

1-5/\$0.85 each

6-25/\$0.65 each

26-100/\$0.50 each

101+/\$0.35 each



Pet First Aid: Cats and Dogs

This softcover book tells caregivers what to do until they can get their cat or dog to a veterinarian. Produced by The HSUS and the American Red Cross, it depicts the most common pet emergencies and first-aid treatments (109 pages, instructional illustrations).

GR3244

\$10.95 (HSUS members)

\$12.95





The Humane Society of the United States Complete Guide to Cat Care

Our engaging softcover book picks up where this booklet leaves off, providing most of the information you'll ever need to guarantee a wonderful relationship with your cat (320 pages, black-and-white photographs). Look for this book at your local bookstore.



Safe Cats Campaign Kit

This kit features information on The HSUS Safe Cats campaign, including this booklet. The kit includes single copies of the campaign brochure, information on state and local laws protecting cats, and sample print public service ads listed individually below. If you want to be an advocate for cats in your community, this kit is the place to start.

PM2277

1-5/\$4.00 each

6-49/\$2.75 each

50+/\$2.40 each



A Safe Cat Is a Happy Cat

The Safe Cats campaign brochure gives the facts about keeping cats safe and happy—indoors.

PM2276

1-5/\$0.60 each

6-49/\$0.40 each

50+/\$0.30 each



Cat Care Basics

Additional copies of this booklet.

PM2137

1-5/\$1.99 each

6-49/\$1.25 each

50+/\$0.75 each




The Safe Cats Guide to Cat Law

This booklet describes local ordinances and programs that protect both cats and communities.

PM2139

\$1.50 each



Safe Cats PSAs

These three sheets of print-ready public service announcements (with three on each sheet) feature messages about keeping cats safe, spaying and neutering, and responsible cat care.

PM2140

\$0.15 for set of 3 sheets





Membership Information

I WANT TO HELP THE HSUS PROTECT ALL ANIMALS AND THEIR ENVIRONMENTS.
Here is my membership contribution of (check one):

- \$10—Individual
- \$18—Family
- \$25—Donor*
- \$50—Supporting
- \$100—Sustaining
- \$500—Sponsor
- \$1,000 or more—Patron

PAYMENT METHOD:

- Check or Money Order (*payable to The HSUS*)
- Credit Card (*check one*)
- Visa MasterCard Discover

Account # _____

Exp. date _____

Signature _____

Name _____

Street address _____

City _____ State _____ Zip _____

Daytime telephone _____

- Please send me The HSUS activist newsletter, *Humane Activist*.

*Of each active member's contribution of a minimum of \$25, \$3 is for a year's subscription to The HSUS quarterly magazine, *All Animals*.

Your check is your receipt for contributions of less than \$250 unless a receipt is specifically requested.

Contributions to The HSUS are tax deductible to the extent allowed by law.

Please enclose payment with this coupon and mail to:
The Humane Society of the United States
2100 L Street, NW
Washington, DC 20037

A COPY OF THE LATEST REGISTRATION AND FINANCIAL INFORMATION FILED BY THE HUMANE SOCIETY OF THE UNITED STATES MAY BE OBTAINED BY CONTACTING THE HUMANE SOCIETY OF THE UNITED STATES, OFFICE OF THE TREASURER, 2100 L ST., NW, WASHINGTON, DC 20037, 202-452-1100. IN FLORIDA, A COPY OF THE OFFICIAL REGISTRATION AND FINANCIAL INFORMATION MAY BE OBTAINED FROM THE DIVISION OF CONSUMER SERVICES BY CALLING TOLL-FREE, WITHIN THE STATE, 1-800-HELP-FLA. REGISTRATION DOES NOT IMPLY ENDORSEMENT, APPROVAL, OR RECOMMENDATION BY THE STATE. IN MARYLAND, FOR THE COST OF POSTAGE AND COPYING, DOCUMENTS AND INFORMATION FILED UNDER THE MARYLAND CHARITABLE ORGANIZATIONS LAWS CAN BE OBTAINED FROM THE SECRETARY OF STATE, CHARITABLE DIVISION, STATE HOUSE, ANNAPOLIS, MD 21401. IN MISSISSIPPI, THE OFFICIAL REGISTRATION AND FINANCIAL INFORMATION OF THE HUMANE SOCIETY OF THE UNITED STATES MAY BE OBTAINED FROM THE MISSISSIPPI SECRETARY OF STATE'S OFFICE BY CALLING 1-888-236-6167. REGISTRATION BY THE SECRETARY OF STATE DOES NOT IMPLY ENDORSEMENT. IN NEW JERSEY, INFORMATION FILED WITH THE ATTORNEY GENERAL CONCERNING THIS CHARITABLE SOLICITATION MAY BE OBTAINED FROM THE ATTORNEY GENERAL OF THE STATE OF NEW JERSEY BY CALLING (973) 504-6215. REGISTRATION WITH THE ATTORNEY GENERAL DOES NOT IMPLY ENDORSEMENT. IN NEW YORK, A COPY OF THE LATEST ANNUAL REPORT CAN BE OBTAINED FROM THE ORGANIZATION OR FROM THE OFFICE OF THE ATTORNEY GENERAL BY WRITING THE CHARITIES BUREAU, 120 BROADWAY, NEW YORK, NY 10271. IN NORTH CAROLINA, FINANCIAL INFORMATION ABOUT THIS ORGANIZATION AND A COPY OF ITS LICENSE ARE AVAILABLE FROM THE STATE SOLICITATION LICENSING BRANCH AT 1-919-807-2214. THE LICENSE IS NOT AN ENDORSEMENT BY THE STATE. IN PENNSYLVANIA, THE OFFICIAL REGISTRATION AND FINANCIAL INFORMATION OF THE HUMANE SOCIETY OF THE UNITED STATES MAY BE OBTAINED FROM THE PENNSYLVANIA DEPARTMENT OF STATE BY CALLING TOLL-FREE, WITHIN PENNSYLVANIA, 1-800-732-0999. REGISTRATION DOES NOT IMPLY ENDORSEMENT. IN VIRGINIA, FINANCIAL STATEMENTS ARE AVAILABLE FROM THE VIRGINIA STATE DIVISION OF CONSUMER AFFAIRS. IN WASHINGTON, INFORMATION RELATING TO THE FINANCIAL AFFAIRS OF THE HUMANE SOCIETY OF THE UNITED STATES IS AVAILABLE FROM THE SECRETARY OF STATE, AND THE TOLL-FREE NUMBER FOR WASHINGTON RESIDENTS IS 1-800-332-4483. IN WEST VIRGINIA, WEST VIRGINIA RESIDENTS MAY OBTAIN A SUMMARY OF THE REGISTRATION AND FINANCIAL DOCUMENTS FROM THE SECRETARY OF STATE, STATE CAPITOL, CHARLESTON, WV 25305. REGISTRATION DOES NOT IMPLY ENDORSEMENT.

MICS6355





The goal of The Humane Society of the United States Safe Cats™ campaign is to convince cat caregivers that there is truly no place like home for their cats.

This campaign provides cat caregivers with information on creating feline-friendly homes and offers caregivers and public officials information on the consequences of—and the solutions to—letting owned cats roam unsupervised outdoors.

For more information about the campaign, see the order form on page 30 or visit www.hsus.org.

For more information about solving common cat behavior problems, visit www.safecats.org.

**Promoting the
protection of
all animals**



**THE HUMANE SOCIETY
OF THE UNITED STATES**

2100 L Street, NW, Washington, DC 20037
202-452-1100 • www.hsus.org

©2002 The HSUS. All rights reserved.
Printed on recycled paper.